

# Saving Account Creation and Transaction Using Custom Menu

N. Naveena<sup>1\*</sup>, D. Swamydoss<sup>2</sup>

<sup>1</sup>Student, Department of MCA, Adhiyamaan College of Engineering, Hosur, India

<sup>2</sup>Professor, Department of MCA, Adhiyamaan College of Engineering, Hosur, India

**Abstract:** The Saving Account Creation and Transaction using Custom Menu is the project module of the Finacle banking that is created using the Fincore banking solution a complete web-based core banking helps to processes the business, technology and management as a key with the central database for banking transactions. The saving account creation is created based on the client's requirements. There are different types of saving can be created such as Women's saving, Kids saving, senior citizens savings, etc., The project contains the criteria, detail and result pages that are used to create a saving and transaction for the clients. The Fincore improves functioning and reduce the operational cost, standardize the operations handles large transactions and provides the single interface to control the banking activities. In the Finacle software banker need to select the menu option as HOAACSB for opening the menu for saving account and HOAAVSB for verification from the created account and HCCFM for linking the cif id with the CRM and the cif id is verified using HCCFM menu under selection V-verify. HGSPM for creating the scheme code. In the infeng file the FLT code is used to set the fields name that to be displayed in the page and props file is used to declare the fields as mandatory fields that the banker's client must insert the details that are mandatory.

**Keywords:** Saving account, fincore.

## 1. Introduction

The Saving account creation and transaction using custom menu is the project designed based on the client requirement. The Finacle banking is a complete web-based core banking software that helps to process bank details and transactions on the business, technology and management as a key with the central database for banking transactions in the saving and transaction. As the first step in the banker and customer bond because the two parties are in a contractual relationship, it serves the purpose of earning and paying interest based on the total balance of the customers and providing the terms and conditions of the account that the customers meet in the Account opening. This is an essential component of banking activities. On the other hand, it safeguards both the rights of the clients and the bank's interests.

In the Finacle software banker need to select the pre-defined menu option as HOAACSB for opening the menu. As it takes huge time to process creation and transaction for saving account using this predefined method. For that the banker suggest to the developer to customize the custom menu based on the banker's

requirements that makes the process simple and fast for the customer. The Saving account creation and transaction using custom menu is the project designed for the customer and it is used for open a new saving account easily through the custom menu and it can be customized based on the banker's requirement for the customer which makes the account opening and transaction ease to by the banker.

## 2. Proposed System

Proposed system is the process of creating and developing the improved facilities. The Proposed System can overcome the difficulties and limitations faced in the existing system. The existing system has various limitations that are difficult for working the process. The proposed system tries to eliminate or reduce those difficulties that are occurred in the existing menu to some of the extend.

The proposed system is the process of creating the custom menu in the Finacle that are customized for the customer needs based on the suggestion given by the banker to the developer. The proposed system will help the customers to make easy to understand the process for the account process. To solve the burden of the work and free from the confusions occur during the loan creation and disbursing process.

This is a better practice to take concern about those errors from the start of the process of the system. This will create a full-fledged menu design that will become as the important part as a whole in the account creation and the transaction using the custom menu by fixing the difficulties in the existing menu made and those makes this menu has been reduced to some extend as a better and greater thing for the custom menu.

It is better to minimize the chance of confusions occur and that can be faced by the banker in the bank process. After planning and analysis on the product menu the custom menu is designed. This plan is required to transform the collected information into a structured method for the account process which will serve the customer as a clear reference of the details the customer need to submit for the account process will be easy while working with the account process in the bank. In that account creating process it has three phases main. They are,

### A. Criteria Page

- Function

\*Corresponding author: naveenababu172@gmail.com

- CIF ID
- SOL ID
- Scheme Code
- Currency
- Account Number

**B. Detail Page**

- A/C Name
- A/C Short Name
- Opening Date
- Mail id
- Location code
- A/C Manager Id
- Report Code
- Ledger Number
- A/C Statement
- Contact Number
- Transaction amount

*Criteria page:* It will store all the information about the primary details related information. The criteria page details are added to the detail page and also the store from the database. The banker can add the new customers to manage all the details.

*Detail page:* In the detail page can be added with some account related information's can be entered. And all the information about the saving account creation and transaction fields can be here. In that following information can be stored from the database. Criteria page information also display on the top of the detail page. So, all details can be stored on the same database.

*Result page:* The result page can be displays on the finally. The Criteria page and Detail page successfully run at final this result page will be display about the conformation of saving account has been created or not.

**C. Saving Account Creation and Transaction Work Flow**

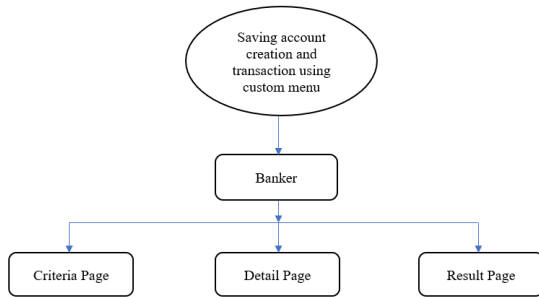


Fig. 1. Project flow diagram

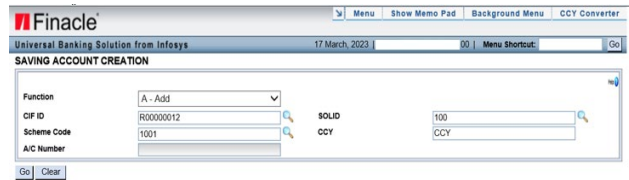


Fig. 2. Criteria page

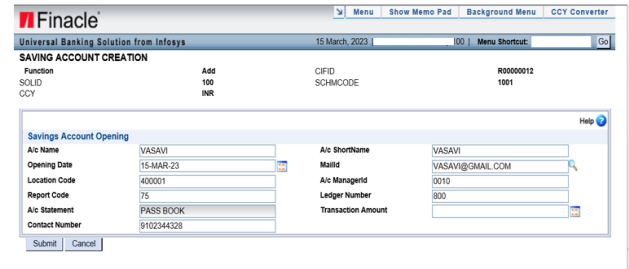


Fig. 3. Detail page



Fig. 4. Result page

**3. Conclusion**

The saving account creation and transaction using custom menu module is used to create and transaction the saving account as a form of demand deposit account, opened mainly for the purpose of saving and not for any business purpose, subject to restriction on the number of withdrawals during any specified period. Number of withdrawals in a saving bank account permitted is fifty per year. Using the power of internet, the multiple customers can open and transaction with complete security and control. This saving account creation and transaction helps in maintaining the creation of new account and transaction the amount with using the created account. Through this account opening software, the banker can handle the customers and their accounting and transaction details. Maintaining the project is also easy which can easily understandable. Maintaining the database is manageable. This project will be help to the customers to open the new account.

**References**

- [1] W. R. Stevens "Advanced Programming in the UNIX Environment."
- [2] Jerry Peek, "UNIX Power Tools."
- [3] <https://bankersclub.in/finacle-10-commands/>
- [4] <https://financialit.net/products/security-compliance/finacle-core-banking>
- [5] Raghu Ramakrishnan, Johannes Gehrke, "Database management systems", McGraw, Hill, 6<sup>th</sup> Edition, 2014.
- [6] Frank. P. Coyle, "XML Web Services and the Data Revolution", Pearson Education, 2012.
- [7] Lee Chao, "Database Development and Management", Auerbach Publications, 2016.